



# Pilot 2025 Annual Report

August 2025



# Table of Contents

Table of Contents.....	2
Executive Summary.....	3
Overview.....	4
Implementation Highlights & Outcomes.....	5
Satisfaction.....	12
Student Impact.....	12
Resources Produced.....	16
Looking Ahead.....	18
Acknowledgements & Thank You.....	19



## Executive Summary

The University of Florida Lastinger Center for Learning is a nationally recognized hub for educational innovation, dedicated to developing and scaling research-based solutions that improve teaching and learning. As the state-appointed administrator of Florida Tutoring Advantage, the Center leads statewide initiatives designed to improve student outcomes in reading and mathematics. Established through HB 1361 in 2024, Florida Tutoring Advantage is supporting districts to implement high-impact tutoring through in-person and virtual tutoring, as well as supporting students with automated software and AI-enhanced learning supports. In the pilot year, **Florida Tutoring Advantage partnered with 13 vendor partners to support 17 school districts in serving over 3,500 students** — gathering critical data, feedback, and promising outcomes. Additionally, through our partnership with **Khan Academy, 140,715 students in 13 districts gained access to Khanmigo**, an AI tool that delivers personalized learning support. Students will retain access through the 2025–2026 school year. Backed by national thought partners and grounded in best practices, **Florida Tutoring Advantage is poised to scale effective, evidence-based tutoring to accelerate student learning across the state of Florida in reading and mathematics.**

Preliminary pilot findings show **promising results** for Florida Tutoring Advantage. Enrolled K–5 students demonstrated, on average, **11% more growth in math and 10% more growth in reading compared to eligible peers who did not participate**. Notably, students in grades 3–5 who received reading or math tutoring achieved **5% greater learning gains on FAST**, moving **from a lower subcategory to a higher one**, than eligible peers who did not participate. Satisfaction levels were high, with 92% of districts reporting overall program satisfaction and vendors earning a Net Promoter Score (NPS) of 95.

The program launched with a commitment to collaboration and quality. While the timeline was shorter than expected, it sparked enthusiasm from several districts eager to start early. In response, we are actively preparing for a Fall launch to better align with the school year and ensure a smoother rollout. Initial guidance on student eligibility was based on the best available data, and we are now enhancing tools and support to promote greater consistency across districts. Insights from our pilot are shaping the first full year of implementation—guiding program refinements, expansion strategies, and ongoing improvement. The pilot has laid a strong foundation, and we’re excited to build on this momentum, amplifying the dedication of teachers, schools, and districts to drive student success.

# Overview

## Administration of Services

The duties of the University of Florida Lastinger Center for Learning, as established by legislation (HB1361, 2024), are to administer programs for the state to improve student achievement outcomes in early learning, literacy, and mathematics, provide professional learning for educators, provide technical assistance to schools and districts in improving student achievement, and conduct and publish research.

Florida Tutoring Advantage is a statewide initiative aimed at transforming student outcomes in reading and mathematics. Administered by the Lastinger Center, Florida Tutoring Advantage is designed to deliver evidence-based, high-impact tutoring to students across the state—utilizing in-person, virtual, and automated tutoring software for students in grades K–5 and AI-enhanced learning supports for students in grades 6–12. In the spring of 2025, Florida Tutoring Advantage launched its inaugural pilot, partnering with 17 school districts and 13 vendor partners. The pilot served over 3,500 students through a variety of delivery methods, including in-person and virtual tutoring, automated tutoring software, and AI-driven academic support for secondary students.

### Florida Tutoring Advantage is designed to:

- Share guidelines for schools and school districts that define high-quality, high-impact tutoring in literacy and mathematics for K–5 students.
- Provide professional learning opportunities for district/school administrators and tutors to enhance the effectiveness of tutoring programs.
- Partner with school districts on the creation and implementation of high-impact K–5 tutoring programs. Supports include:
  - Funding to public school districts to support high-impact K–5 tutoring programs for select eligible students.
  - Providing vendor-led in-person tutoring, virtual tutoring, and automated software.
- Collect and analyze data to measure program effectiveness and student outcomes.
- Leverage AI-enhanced support for students in grades 6–12.

# Implementation Highlights & Outcomes

During the pilot, 3,531 K–5 students across 17 districts received services.

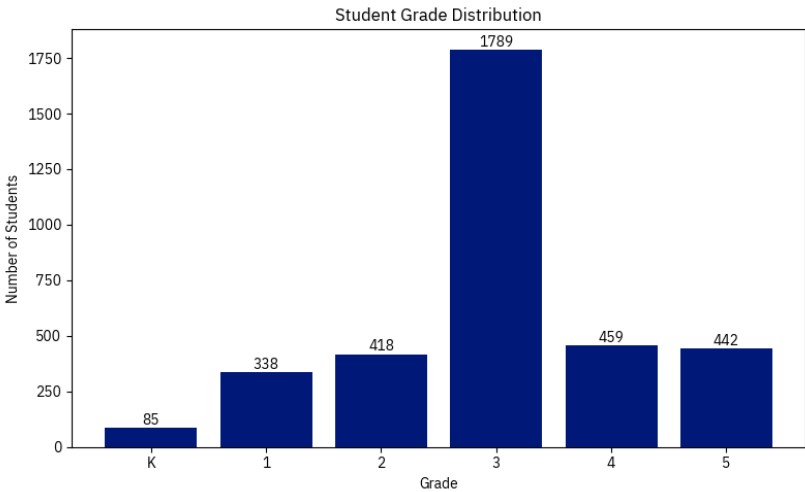
## District Participation

Florida Tutoring Advantage partnered with 17 school districts to provide in-person, virtual, and automated tutoring software for students in grades K–5. To ensure a strong match, districts were asked to indicate their preferred service option, grade levels, and content areas of focus, which informed tailored matches and planning support. These partnerships served 3,531 who received tutoring and support in reading and mathematics. School districts of varying sizes (small, medium, large, and very large) participated, representing a wide range of populations and enrollment levels.

District Size	Districts	Students
Small	5	870
Medium	6	1932
Large	4	567
Very Large	2	162
<b>Total</b>	<b>17</b>	<b>3531</b>

## Student Services Distribution

While services were provided to students across all elementary school grade levels, a majority of services were provided to third grade students. A majority of students engaged with automated software programs followed by virtual tutoring and in-person tutoring. Approximately 900 more students received learning support in mathematics than in reading.



### Total Students:

Modality	K	1st	2nd	3rd	4th	5th	Total
Automated	58	220	238	1033	353	328	2230
In-Person	17	11	19	114	27	30	218
Virtual	10	107	161	642	79	84	1083
<b>Total</b>	<b>85</b>	<b>338</b>	<b>418</b>	<b>1789</b>	<b>459</b>	<b>442</b>	<b>3531</b>

### Reading Students:

Modality	K	1st	2nd	3rd	4th	5th	Total
Automated	7	96	118	525	17	6	769
In-Person	15	10	11	74	17	20	147
Virtual	6	29	46	190	50	82	403
<b>Total</b>	<b>28</b>	<b>135</b>	<b>175</b>	<b>789</b>	<b>84</b>	<b>108</b>	<b>1319</b>

### Math Students:

Modality	K	1st	2nd	3rd	4th	5th	Total
Automated	51	124	120	508	336	322	1461
In-Person	2	1	8	40	10	10	71
Virtual	4	78	115	452	29	2	680
<b>Total</b>	<b>57</b>	<b>203</b>	<b>243</b>	<b>1000</b>	<b>375</b>	<b>334</b>	<b>2212</b>

## Tutoring Partnerships Utilized

During the spring 2025 pilot, 13 vendor partners provided tutoring services across 17 school districts.

Modality	Provider	Partners	Students
Automated	Age of Learning	ALACHUA	593
		MARION	616
	ST Math	BAKER	502
		CHARLOTTE	417
		BRIDGEPREP	102
In-Person	ChapterOne	ALACHUA	94
	One on One Learning	SUMTER	53
	University Instructors	LIBERTY	53
		GLADES ACADEMY	18
Virtual	Air Reading	HILLSBOROUGH	60
	Carnegie Learning	LAKE	110
		VOLUSIA	140
	Cignition	BAKER	122
		PASCO	170
	Edmentum Targeted Skills Instruction	MADISON	43
		VOLUSIA	37
	FLVS	GADSDEN	111
		HARDEE	39
	Ignite Reading	PASCO	64
	Littera Education	MANATEE	49
	Tutored by Teachers	DUVAL	138
	<b>Total</b>		

## Tutoring Sessions

Student session attendance is critical to meeting the recommended learning dosage based on high-impact tutoring best practice. During the pilot, vendor partners delivered more than 11,591 tutoring sessions to K–5 students. Several districts demonstrated strong engagement, with their session attendance rates ranging from 91-100%. Overall average attendance across all participating districts was 84%. As Florida Tutoring Advantage enters Year 1, the program is working closely with districts to ensure strong implementation and sustain high student attendance.

A key component of high-impact tutoring is the recommended minimum of three sessions per week. These sessions provide students with opportunities to engage in 1:1 or small groups of up to four participants, receiving personalized, real-time support from a tutor either in person or virtually. During the pilot, sessions were structured in formats ranging from three sessions lasting 25 to 30 minutes each, or five daily sessions of 15 minutes each.

Provider Name <sup>1</sup>	Sessions
Air Reading	1061
Carnegie Learning	1652
ChapterOne	584
Cognition	1963
Edmentum	491
FLVS	605
Ignite Reading	3236
Littera Education	416
One on One Learning	366
Tutored by Teachers	705
University Instructors	512
<b>Total</b>	<b>11,591</b>

<sup>1</sup> Automated software partners not included, as usage is measured in minutes of activity per week rather than sessions. Usage of automated software partners is accounted for in hours of tutoring received.

## Tutoring Hours

An additional component of high-impact tutoring is the threshold of 75–90 minutes of tutoring per week. The table below describes the number of hours of tutoring received by students through in-person, virtual, or automated software support. Maintaining this level of consistent instructional time is essential for building strong tutor-student relationships and reinforcing academic progress over time.

Provider Name	Tutored Hours
Age of Learning	2780
Air Reading	531
Carnegie Learning	3405
ChapterOne	75
Cognition	3053
Edmentum	962
FLVS	2598
Ignite Reading	809
Littera Education	433
One on One Learning	711
ST Math	8224
Tutored by Teachers	1257
University Instructors	427
<b>Total</b>	<b>25,265</b>

### *Khan Academy - Khanmigo*

Through a partnership with Khan Academy and school districts across the state, the Lastinger Center has implemented F.S. 1002.321(3) and provided over 140,000 licenses to 6–12th grade students. We anticipate doubling the number of students next year, as the initial licenses will carry over and allow us to accommodate additional students. With Khanmigo licenses, students receive personalized learning through the AI platform, allowing for real-time academic support and adaptive feedback. The partnership offers high-quality learning support at scale and empowers students to receive interactive learning experiences. Khanmigo extends this support to educators by leveraging AI to enhance instruction.

<b>Contracted Districts</b>	<b>License Count</b>
Baker	2300
Flagler	7300
Hendry	9300
Martin	9500
Monroe	4200
Okeechobee	3122
Orange	31,046
Osceola	12,000
Pasco	15,702
Pinellas	26,055
Santa Rosa	16000
Sarasota	930
Suwannee	3260
<b>Total</b>	<b>140,715</b>

## Financial Snapshot

For the pilot we implemented a “lite” version of Outcomes Based Contracting (OBC) to align our district and vendor partners around the common goal of improving student outcomes. OBC redefines how resources are allocated by ensuring that a portion of the funding is tied to meaningful, measurable results. Unlike traditional funding models that focus on inputs or activities, OBC prioritizes shared accountability and impact.

Tutoring Service Modality	Districts & Partners	Tutoring Subject	Total Expenses
Automated Software	Alachua, Marion, Baker, Charlotte, Bridgeprep	Reading	\$ 17,670.00
		Math	\$ 27,982.50
In-Person Tutoring	Alachua, Sumter, Liberty, Glades Academy	Reading	\$ 82,512.96
		Math	\$ 30,371.31
Virtual Instructor-Led	Hillsborough, Lake, Volusia, Gadsden, Hardee, Pasco, Manatee	Reading	\$ 179,438.87
	Baker, Pasco, Madison, Volusia, Duval	Math	\$ 330,379.60
Artificial Intelligence Support	Baker, Flagler, Hendry, Martin, Monroe, Okeechobee, Orange, Osceola, Pasco, Pinellas, Santa Rosa, Sarasota, Suwanee	All Subjects	\$ 1,800,000.00
Tutoring Support Services	N/A	N/A	\$ 253,402.00
<b>Total Expenses as of 8/26/2025 <sup>2</sup></b>			<b>\$ 2,721,757.24</b>

<sup>2</sup> The financial breakdown does not yet reflect all expenses. Additional payments will be processed for services rendered in summer 2025.

# Satisfaction

**92% of districts reported program satisfaction.**

## District Leader

“Through Florida Tutoring Advantage, our 3rd and 4th-grade students received targeted, small-group tutoring sessions led by dedicated online teachers every Tuesday, Wednesday, and Thursday for 30 minutes. The excitement and eagerness of our students to engage with their online tutors quickly became evident, fostering both confidence and mastery of grade-level standards.”

## School Leader

“The tutor has been a wonderful addition to the staff. She works very closely with the teachers. The partnership has allowed us to target students who need intensive support and provided that support seamlessly.”

## Teacher

“The students are forming a bond with the tutor. We see evidence in classroom grades and interactions that they feel more confident in their learning.”

## Students

“Now I know I can do math!”  
“My tutor helps me with my reading. She makes it fun.”

**Vendor Net Promoter Score<sup>3</sup>: 95**

## Vendor Partner

“What Florida is developing through the Lastinger Center is one of the most ambitious and well-implemented statewide tutoring initiatives in the country. The sheer variety and scale of the data being collected, across vendors, delivery models, and student populations, has the potential to become the most comprehensive tutoring dataset in the U.S. This work not only sets a standard for statewide programs but also creates a blueprint for how states can lead with evidence, and into impact.”

## Vendor Partner

“Florida Tutoring Advantage team has been wonderful to partner with! Their team has created scalable systems and workflows for implementing tutoring within a variety of different districts based on student needs. There is also flexibility when adjustments can be made.”

<sup>3</sup> The Net Promoter Score ranges from -100 to 100; NPS above 0 is good, 50+ is excellent, and 70+ is exceptional.

# Student Impact

## *Student Outcomes*

The analysis focused on students eligible for services based on scoring an achievement Level 1 or 2 on the Florida Assessment of Student Thinking (FAST) Progress Monitoring (PM). In school districts where the recommended six or more weeks of tutoring implementation was achieved in the pilot program, data showed an impact in student outcomes in both mathematics and reading. Student outcomes are representative of tutoring received through in-person, virtual, and automated software services.

FAST is administered as a progress monitoring assessment three times per year.

- PM1 (Beginning of Year): Provides a baseline score to establish where students are at the start of the year, allowing student progress to be tracked over time.
- PM2 (Mid-Year): Offers a mid-year score for comparison with the PM1 baseline, to inform instruction.
- PM3 (End of Year): A summative assessment that measures a student's mastery of the B.E.S.T. Standards, used for school accountability.



## FAST Learning Gains

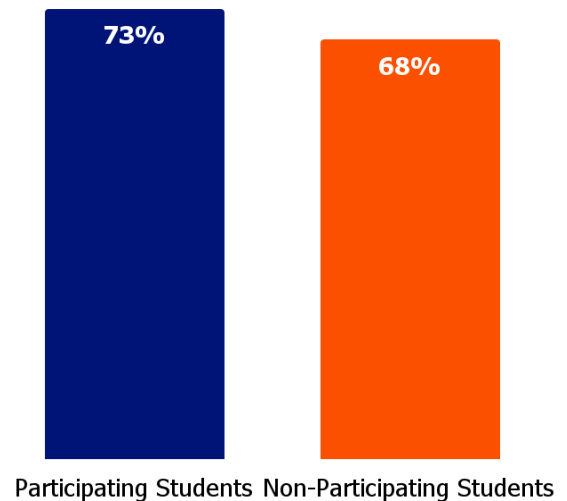
FAST uses five achievement levels to measure student performance relative to grade-level expectations, from Level 1 (Well below grade level) to Level 5 (Exemplary). Levels 1 and 2 are further subdivided to provide greater precision in tracking student progress. Level 1 is separated into three subcategories (Low, Middle, High), and Level 2 into two subcategories (Low, High). These subcategories support more detailed progress monitoring for students performing below grade-level expectations. Florida Tutoring Advantage serves students who have not yet met grade level expectations, focusing on those scoring at Level 1 or Level 2.

Students in grades 3–5 who received tutoring support (in person, virtual, or automated) in reading or math experienced **five percent more learning gains**, moving from a lower FAST subcategory level to a higher one, compared to eligible students who did not participate.<sup>4</sup>

Learning gains during the pilot were based on the growth from PM2 to PM3 as measured by the FAST in reading (ELA) and math in grades 3–5. A student is considered to have made learning gain if they met any of these criteria:

- Move up at least one achievement level (for example, from Level 2 to Level 3).
- Stay at Level 1 or 2 but show growth within that level (moving up to a higher subcategory).

### Progress Monitoring Subcategory Growth



<sup>4</sup> Comparison groups include 3rd-5th graders who received the recommended minimum six weeks of tutoring services for the spring pilot program and 3rd-5th graders eligible students from participating schools who did not receive services.

## Scale Score Growth

To complement achievement-level analysis, scale scores (numerical score range for each achievement level) were also examined. Findings indicate that K–5th grade students who received additional **mathematics support** through Florida Tutoring Advantage showed, on average, **11% more growth** than eligible peers who did not receive tutoring in participating schools. Similarly, students who received **reading support** through the program demonstrated **10% more growth** compared to non-participating, eligible peers.

	<i>Math</i>	<i>Reading</i>
<b>Average Scale Score Growth Difference (Participating vs. Non-Participating)</b>	<b>+11%</b>	<b>+10%</b>

Growth was measured using the difference between PM2 and PM3 FAST scale scores. To ensure comparability across grade levels, average growth was normalized to account for variations in scoring systems, test formats, and score distributions. The comparison group included eligible students at participating schools who did not receive Florida Tutoring Advantage services.

Key limitations of this analysis include uneven representation across subject areas, grade levels, and achievement levels, as well as challenges in comparing performance across distinct student cohorts. Disaggregation of subject area, grade, and the minimum dosage threshold significantly reduced the sample size for analysis.

# Resources Produced

## Resources and Professional Learning

To support the successful implementation of high-impact tutoring statewide, Florida Tutoring Advantage produced and now offers a set of professional learning opportunities and evidence-based resources. Developed in collaboration with leading educational organizations, these tools are designed to equip educators and leaders with the skills, knowledge, and structures needed to design, implement, and sustain effective tutoring programs aligned with Florida's academic priorities. Together, these resources ensure that tutoring efforts are grounded in research, centered on instructional quality, and focused on improving student outcomes in reading and mathematics.

### *Landscape Analysis*

Written by National Student Success Accelerator (NSSA) at Stanford University with contributions from the Lastinger Center for Learning, the Statewide Tutoring Landscape Analysis outlines best practices for state level education organizations to support district high-impact tutoring efforts. Click to access the [Landscape Analysis](#).

### *Best Practices Guidebook*

Produced by the UF Lastinger Center for Learning with contributions from National Student Success Accelerator and Results for America, the High-Impact Tutoring: Best Practices and Guidebook provides a comprehensive framework for designing, implementing and sustaining high-impact tutoring programs aligned with best practices and Florida-specific educational standards. Click to access the [Best Practices Guidebook](#).

“Florida Tutoring Advantage’s commitment to providing Florida students with research-based, standards-aligned tutoring is inspiring. Florida Tutoring Advantage’s approach is a model for how states can lead the way in giving districts the evidence-based supports they need to deliver high-impact tutoring effectively and make every dollar count through strong state-level guidance.”

*– National Student Support Accelerator*

### *Professional Learning Courses*

Florida Tutoring Advantage professional learning courses equip administrators and tutors with the knowledge and skills needed to strengthen tutoring programs and improve student

outcomes. With a focus on K–5 reading and mathematics, participants will develop a strong foundation in evidence-based tutoring practices to support student success.

### *Courses are designed to:*

- Build a foundation of effective tutoring skills and practices.
- Improve K–5 student outcomes in reading and mathematics.
- Strengthen the effectiveness of tutoring programs across schools and districts.

### *Course Offerings*

#### **Course 1: Tutoring Fundamentals**

Tutoring Fundamentals is open to schools and districts who would like to learn more about tutoring in Florida. It will be required for all tutors associated with Florida Tutoring Advantage.

#### **Course 2: Building an Effective Tutoring Program**

Building an Effective Tutoring Program is designed for education leaders and staff seeking to develop and implement a high-quality tutoring program aligned with the requirements of Florida Tutoring Advantage.

#### **Course 3: Advanced Tutoring in Mathematics**

Advanced Tutoring in Mathematics is designed specifically for mathematics tutors and will be required for all math tutors associated with Florida Tutoring Advantage.

#### **Course 4: Advanced Tutoring in Reading**

Advanced Tutoring in Reading is designed specifically for reading tutors and will be required for all reading tutors associated with Florida Tutoring Advantage.

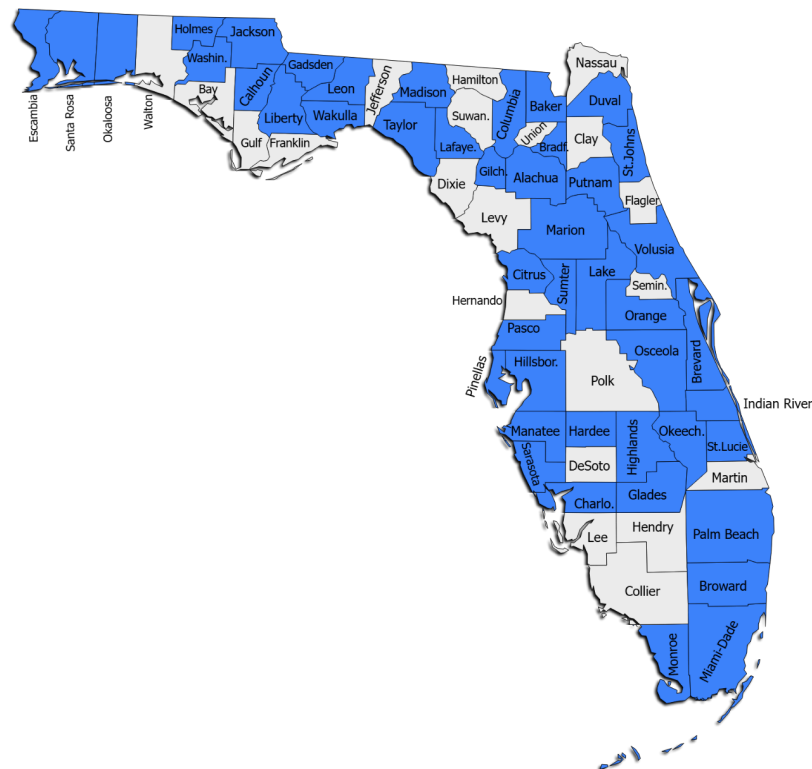
# Looking Ahead

## Growth of Implementation

As we look ahead to 2025-2026, the first year of full implementation of Florida Tutoring Advantage, we are energized by the opportunity to build on the successes and lessons of our pilot phase. The need for high-impact tutoring remains, with 543,893 K–5 students eligible for reading services and 490,638 K–5 students eligible for math based on end of year progress monitoring assessments<sup>5</sup>.

**Eligible Students**  
**543,893 Reading**  
**490,638 Math**

### Interested Districts 2025-2026



6

The momentum behind Florida Tutoring Advantage is growing rapidly. During the spring Information Sessions, district leaders across the state engaged with the initiative’s goals and vision. As a result, approximately 50 districts expressed interest in participating in the 2025–2026 school year, signaling broad enthusiasm for Florida Tutoring Advantage’s innovative, scalable approach to student support.

<sup>5</sup> Student eligibility for services shifts three times a year based on progress monitoring results. Students may qualify for both reading and math, with 658,982 individual K-5 students eligible in the 2025–2026 school year.

<sup>6</sup> Map represents tentative district involvement with Florida Tutoring Advantage services for the 2025-2026

During the 2025-2026 school year, we will more than double our reach—expanding into over twice as many districts, significantly increasing our network of vendor partners, and serving a much larger number of eligible students. With this growth comes a commitment to continuous improvement. We are eager to use data, including on-the-ground observations, to better understand which tutoring practices and modalities most effectively support our students. Our partnerships with national leaders position us to contribute valuable insights into the nationwide impact of tutoring. In the future, we aim to incorporate effect size as one of several measures to better understand the impact of our work and support more meaningful comparisons. We will take a data-driven approach to intentionally identify and prioritize students with the greatest academic need, ensuring they receive support as quickly as possible. Above all, we look forward to strong, mission-driven partnerships with districts and schools dedicated to improving literacy and mathematics outcomes for students across the state of Florida.

## Acknowledgements & Thank You

### *With Gratitude*

We extend our sincere gratitude to the Florida Legislature for your continued support and investment in the UF Lastinger Center for Learning. Your commitment to funding innovative, research-based solutions has made it possible for us to expand our reach and impact across the state. We greatly appreciate the Florida Department of Education. Because of our partnerships, we are better equipped to serve educators, children, and families—and to build a stronger future for all Floridians.

Additionally, Florida Tutoring Advantage is strengthened through strategic partnerships with leading national organizations that provide critical expertise, research-backed methodologies, and accountability frameworks essential for developing effective tutoring solutions at scale. Our thought partners—Stanford’s National Student Support Accelerator, Results for America, Accelerate, Johns Hopkins’ Proven Tutoring, Evidence of ESSA, and The Center for Outcomes Based Contracting—collectively provide Florida Tutoring Advantage with the expertise needed to design, implement and scale a high-quality tutoring program. Each partner brings a unique national perspective and expertise to the table, from implementing practices grounded in research, to leveraging data for continuous improvement, to outcomes based accountability. Their combined efforts make Florida Tutoring Advantage a comprehensive, evidence-based and sustainable initiative aimed at improving student outcomes across the state.

**The University of Florida Lastinger Center for Learning improves the quality of teaching, learning, and childcare. We research, develop, and scale educational innovations for adults and children that put all learners on trajectories for lifelong success.**

[floridatutoringadvantage.com](http://floridatutoringadvantage.com)